




APRIL 15, 2021

FATALITIES FOR 2020

ANNUAL STATISTICS FOR WESTERN BALKANS

Official data are sent by South East European Parties (SEEP) to the Transport Community Permanent Secretariat. Transport Community Permanent Secretariat accepts no responsibility or liability whatsoever for either the correctness, omissions and completeness of the data.



Introduction	2
Overview - Western Balkans Developments	2
Overview of the situation per regional partner:	5
Albania	5
Bosnia and Herzegovina	5
North Macedonia	6
Kosovo	6
Montenegro	7
Serbia.....	7

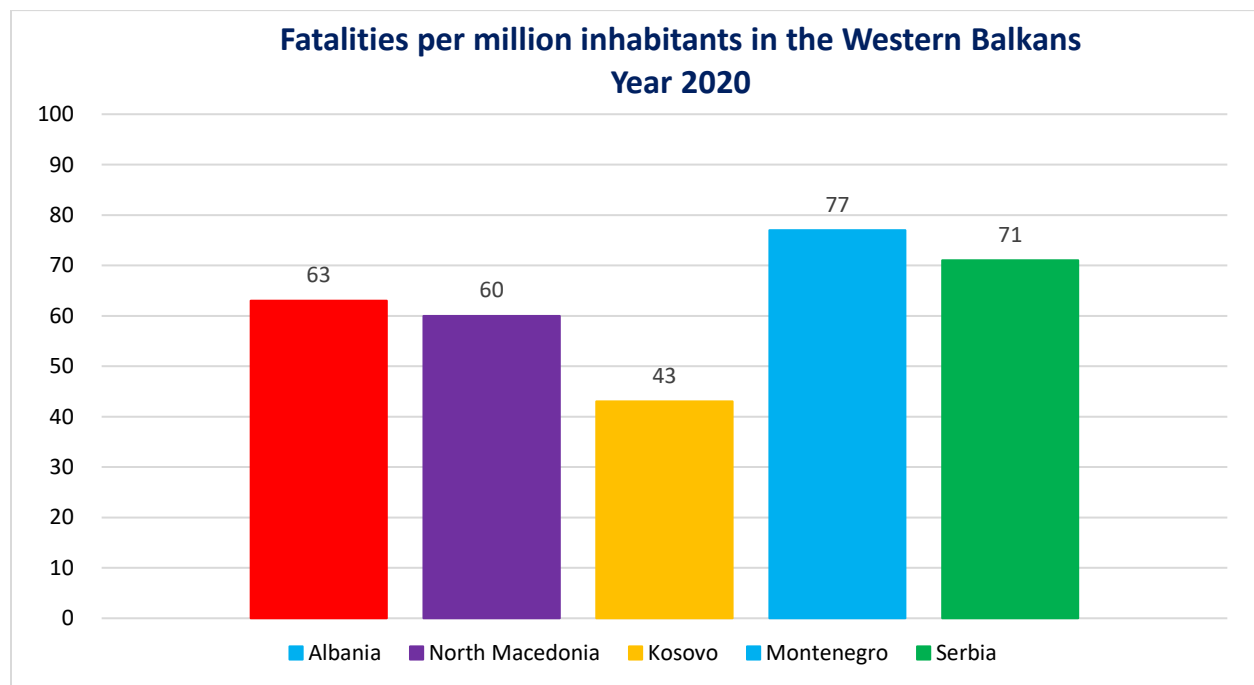
Introduction

All Six Western Balkans regional participants (Albania, Bosnia and Herzegovina, North Macedonia, Kosovo*, Montenegro and Serbia) have had an adopted national road safety strategy in line with goals of First Decade of Action 2010-2020. Most road safety strategies provide targets and envisage monitoring reports. The effectiveness of road safety policies to date can be gauged by the number and reduction of road deaths. However, the numbers of road fatalities per million inhabitants are higher in the Western Balkans than the EU average.

In 2020, the Western Balkans region (without taking into consideration data for Bosnia and Herzegovina, which are still not officially published) **had 927 fatalities**. Every year a slight reduction has been reported resulting in a reduction of fatalities compared to the baseline year of 2010.

Overview - Western Balkans Developments

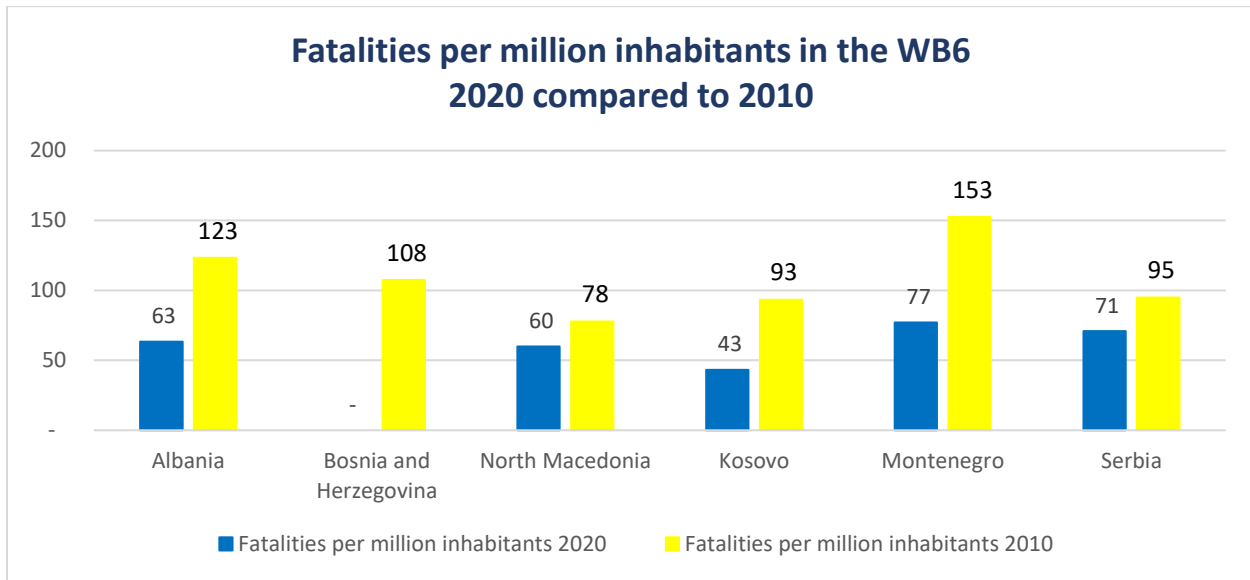
Figure 1: Fatalities per million inhabitants in the Western Balkans 2020



Note: The official data for Bosnia and Herzegovina are not yet available

* This designation is without prejudice to positions on status and is in line with UNSCR 1244 (1999) and the ICJ Opinion on the Kosovo declaration of independence.

Figure 2: Fatalities per million inhabitants in the Western Balkans, 2020 compared to 2010



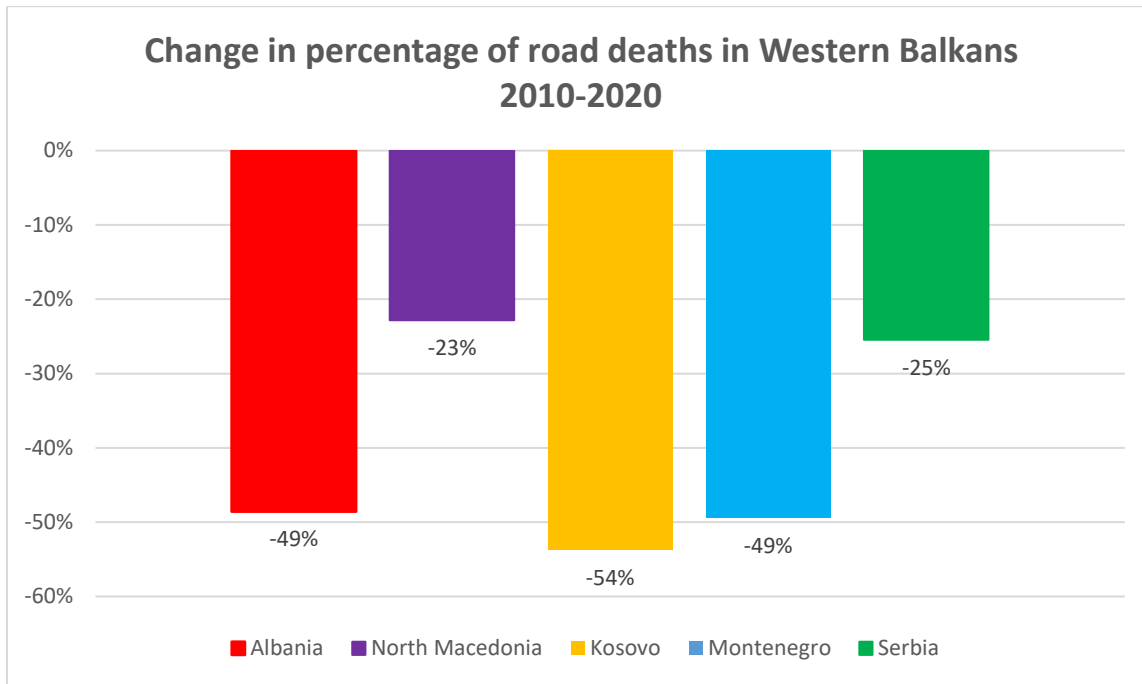
Note: Note: The official data for Bosnia and Herzegovina are not yet available

Table 1: Annual number of fatalities by Regional Partner, 2010 – 2020[†]

Regional Partner	2010	2011	2012	2013	2014	2015	2016	2017	2018	2019	2020
Albania	352	322	284	295	264	270	269	222	213	227	181
Bosnia and Herzegovina	355	356	299	334	297	151	130	298	277	261	n/a
North Macedonia	162	172	132	198	130	148	165	155	155	132	125
Kosovo	175	157	121	119	127	129	110	137	129	113	81
Montenegro	95	58	46	74	65	51	65	63	48	47	48
Serbia	660	731	688	650	536	599	607	579	548	534	492

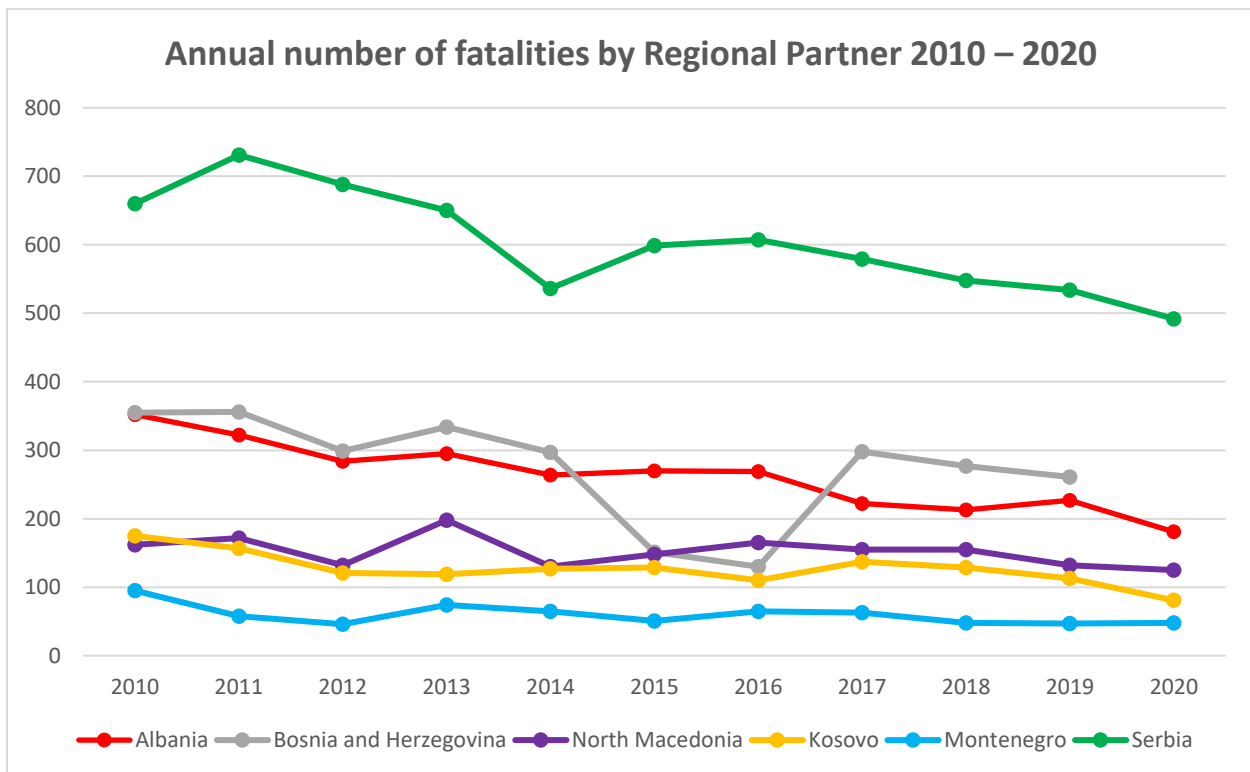
[†] There is still a discrepancy between the total reported data by Regional Participants and the WHO estimates. [Global status report on road safety 2018 \(who.int\)](https://www.who.int/news-room/fact-sheets/status-report-on-road-safety-2018)

Figure 3: Change in percentage of road deaths in Western Balkans 2010 – 2020



Note: The official data for Bosnia and Herzegovina is not yet available

Figure 4: Annual number of fatalities by Regional Partner, 2010 – 2020

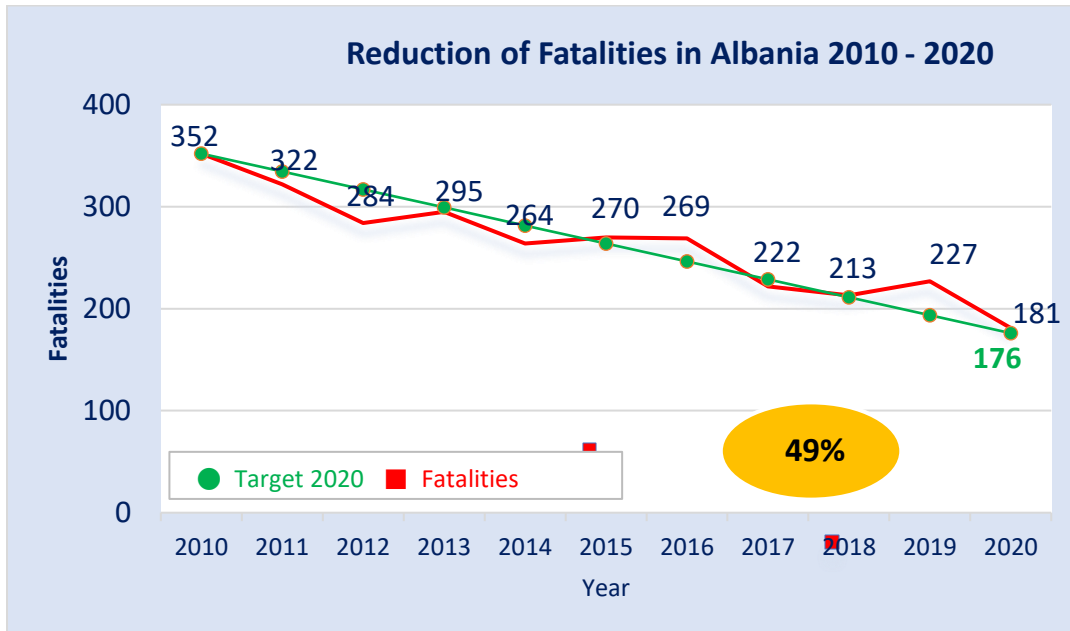


Note: Note: The official data for Bosnia and Herzegovina are not yet available

Overview of the situation per regional partner:

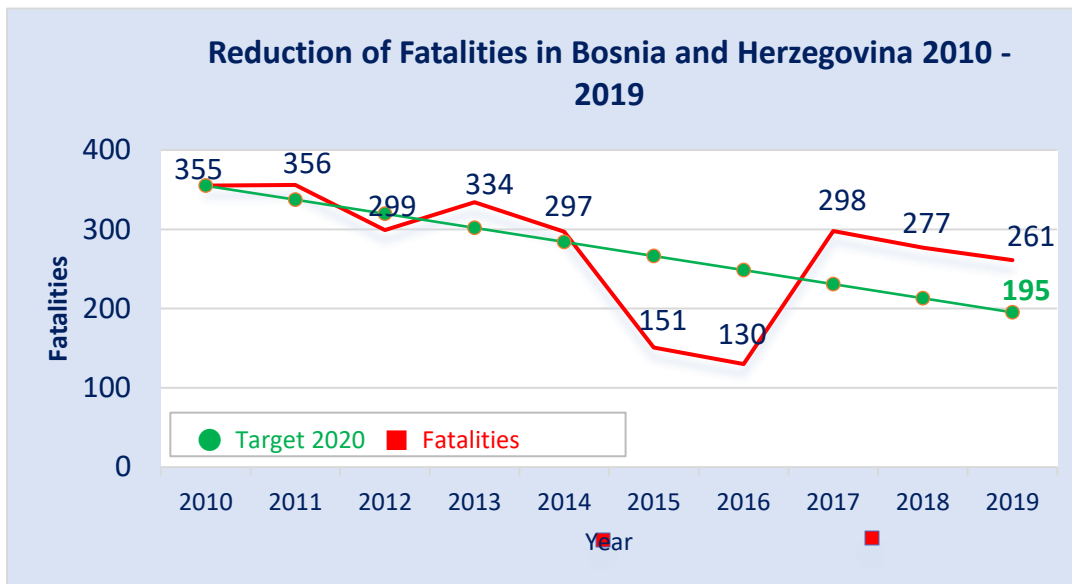
Albania

Figure 5: Reduction of Fatalities in Albania for the period 2010 – 2020



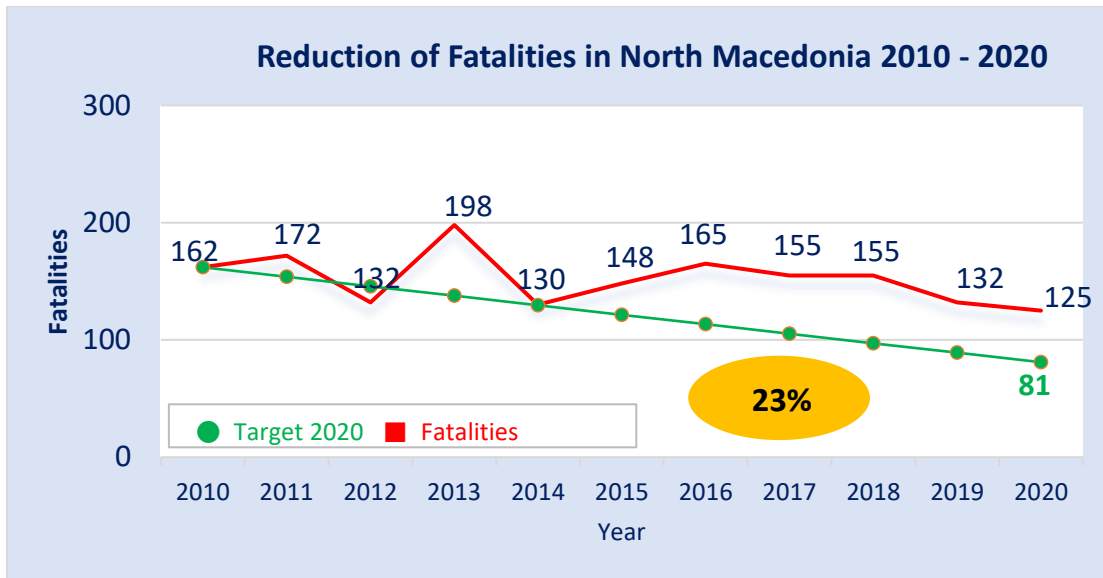
Bosnia and Herzegovina

Figure 6: Reduction of Fatalities in Bosnia and Herzegovina 2010 – 2019



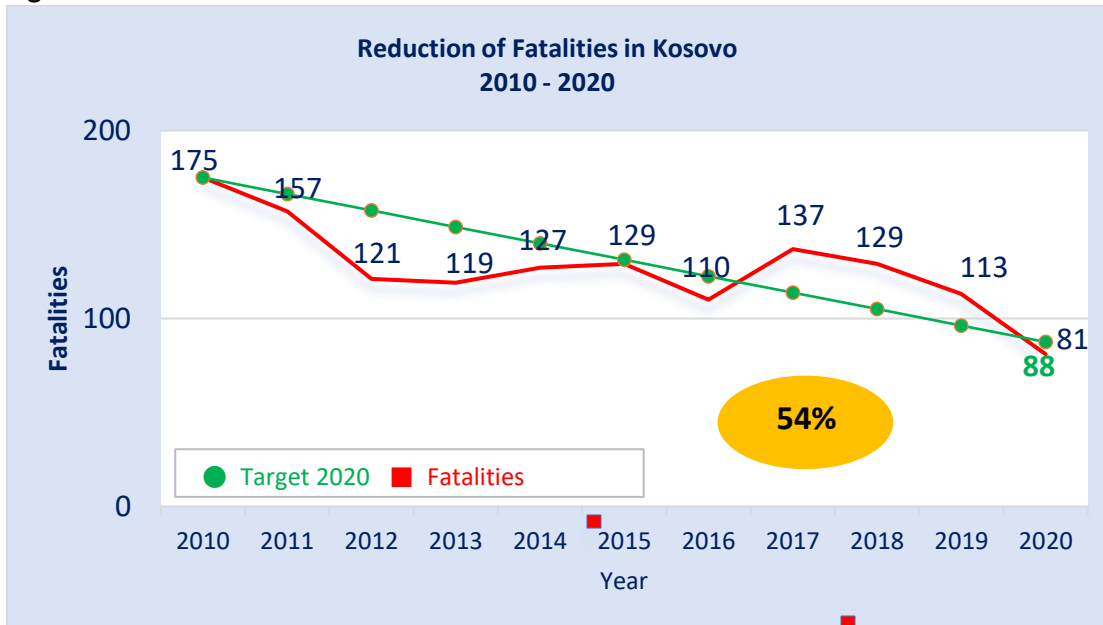
North Macedonia

Figure 7: Reduction of Fatalities in North Macedonia 2010 – 2020



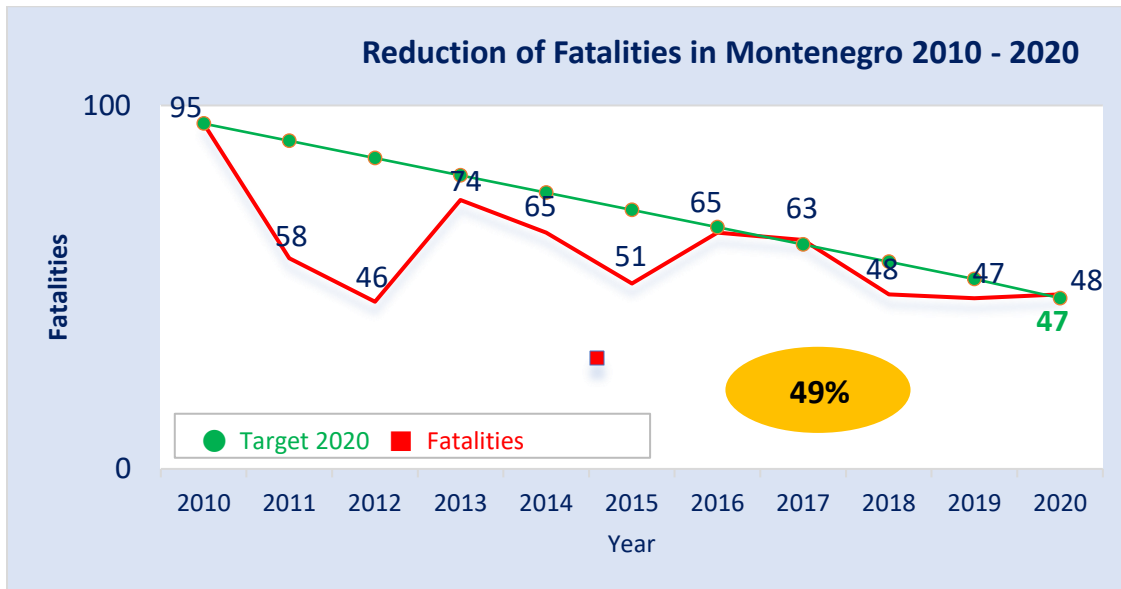
Kosovo

Figure 8: Reduction of Fatalities in Kosovo 2010 – 2020



Montenegro

Figure 9: Reduction of Fatalities in Montenegro 2010 – 2020



Serbia

Figure 10: Reduction of Fatalities in Serbia 2010 – 2020

